

# 2021



## Officer Response to Resistance



Livermore Police Department

PROFESSIONAL STANDARDS UNIT

*Service with Honor. Protection with Purpose.*

# Table of Contents



<i>Summary</i> .....	1
<i>Training</i> .....	2
<i>Analysis</i> .....	5
<i>Calls for Service Where Force Was Used</i> .....	7
<i>Use of Force by Time</i> .....	10
<i>Use of Force by Area</i> .....	12
<i>Demographics</i> .....	14
<i>Use of Force Types</i> .....	16
<i>Suspect Injuries</i> .....	17
<i>Officer Injuries</i> .....	18
<i>Taser Use</i> .....	19
<i>Conclusion</i> .....	20



# 2021 Officer Response to Suspect Resistance - Analysis

*The intent of this analysis and report is to detail use of force frequency and type. In addition, this report will analyze the information gathered from use of force reports to determine any patterns or trends that could indicate training needs and/or policy modifications.*

- *Force is defined as: The application of physical techniques or tactics, chemical agents, or weapons to another person. It is not a use of force when a person allows him/herself to be searched, escorted, handcuffed, or restrained.*
- *California Penal Code: 835a(a)(b) states: Any peace officer who has reasonable cause to believe that the person to be arrested has committed a public offense may use objectively reasonable force to effect the arrest, to prevent escape, or to overcome resistance.*

## S U M M A R Y

This Use of Force Analysis Report was completed using data captured from Livermore Police Department Records and Information Management System (RIMS) for the 2021 calendar year and from each Use of Force Report entered in the Department's use of force data collection system (Blue Team) for 2021.

Each use of force report and incident was reviewed by a supervisor and then routed through the chain of command for review. The information from the use of force report and supervisor review was used to compile the information in this report. Use of force by individual officers is one of the incident categories that are monitored via the Early Intervention (EI) system, which is part of Blue Team. The EI system is a pro-active, non-disciplinary, management tool designed to identify and positively influence conduct or performance related behavior. This system is outlined in LPD Policy 1021.



# 2021 Training

## INSTRUCTOR TRAINING

FIREARMS

DEFENSIVE  
TACTICS

REALITY-  
BASED  
TRAINING  
& DE-  
ESCALATION

CROWD  
MANAGEMENT

LPD's Force Options Unit consists of 19 instructors who are assigned to one of four training elements:

- Firearms,
- Defensive Tactics
- Reality-Based Training & De-Escalation
- Crowd Management


LPD Instructors are responsible for training all sworn members of the police department. LPD strives to ensure our instructor cadre receives the most current and relative training to provide to our officers.

*In the 2021 calendar year, LPD's Force Options Unit instructor cadre received approximately 1000 hours of use of force training. These trainings included Response to In-Progress Calls, De-Escalation, Advance Critical Incident Response Planning, Tactical Planning, Dealing with vulnerable populations, Active Shooter Response, Legal Updates, and Response to Suicidal Persons.*

*Vulnerable Population includes anyone who has difficulty communicating, has difficulty accessing medical care, may need help maintaining independence, requires constant supervision, suffers from a mental disorder, severe drug/alcohol addiction, along with other compromising issues.*



# 2021 Training: OFFICER TRAINING



During the 2021 calendar year, LPD officers receive over thirty five hours of training from our instructor cadre in the following training topics:

**OVER 35 HOURS  
OF TRAINING**

- De-Escalation
- Response to In-Progress Calls
- Tactical Planning
- Advance Critical Incident Response Planning
- Tactical Planning
- Dealing with vulnerable populations and suicidal persons
- First Aid and CPR
- Legal Updates

These trainings included scenario-based training, classroom presentation, and hands on training.

Officers also received approximately fifty hours of additional briefing training on:

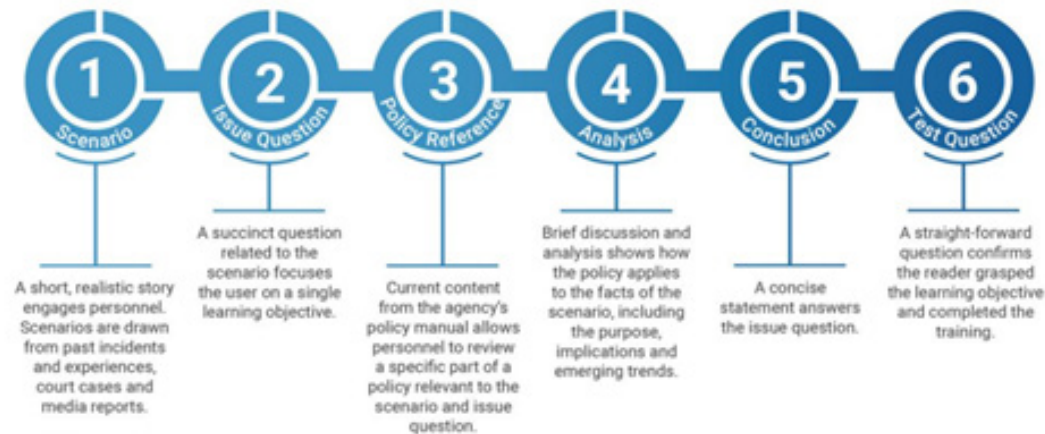
**50 HOURS  
OF ADDITIONAL  
TRAINING**

- Response to In-Progress Calls
- Critical Incident Response
- Scene Management
- Legal Updates
- Case Law
- De-Escalation
- Procedural Justice

# 2021 Training: Daily Training Bulletins

The Livermore Police Department also has Daily Training Bulletins (DTB's) that each officer is required to complete. There are approximately 30 training scenarios officers are required to read and are tested on. All the DTB's are directly related to current department policy and State and Federal Law. In 2021, there were approximately 88 DTB's related to use of force and de-escalation. Below is a breakdown of the anatomy of a DTB.

## Anatomy of a Daily Training Bulletin



# Analysis

55,913

total police contacts during 2021, which include calls for service and officer-initiated activities.

2,051

arrests were made by officers in 2021. It is a decrease of 8% in arrests from 2020, which had a total number of 2,234 arrests.

35

use of force incidents in 2021 compared to 29 use of force incidents in 2020, approximately a 20% increase.

72%

of the use of force incidents involved suspects who were under the influence of alcohol or drugs.

2

of the use of force incidents involved someone in mental crisis.

1.7%

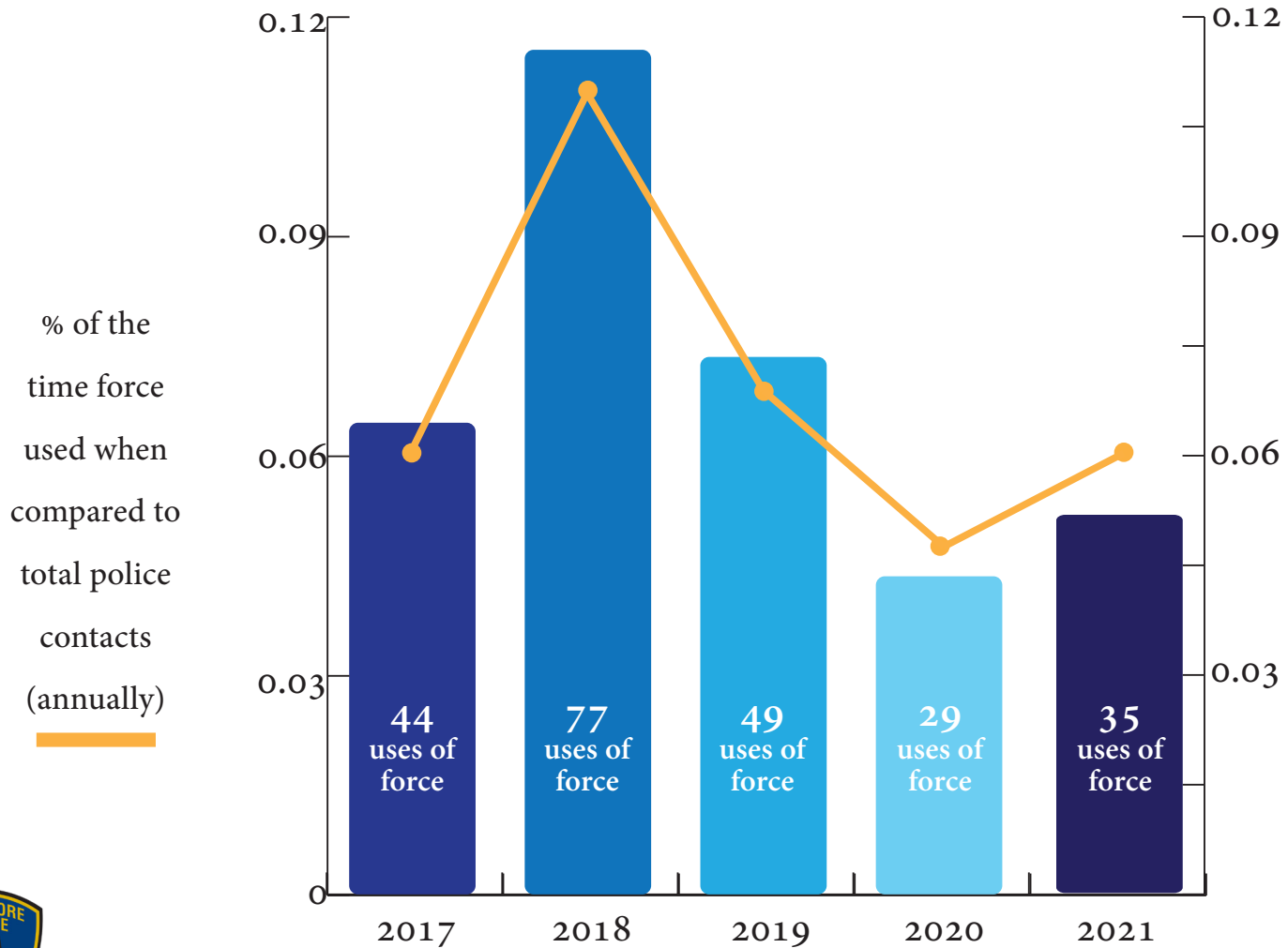
of the time force was used, when compared with the total number of arrests.

0.06%

of the time is how much force was used when compared to the total police contacts.



# Analysis: Use of Force Historical Data

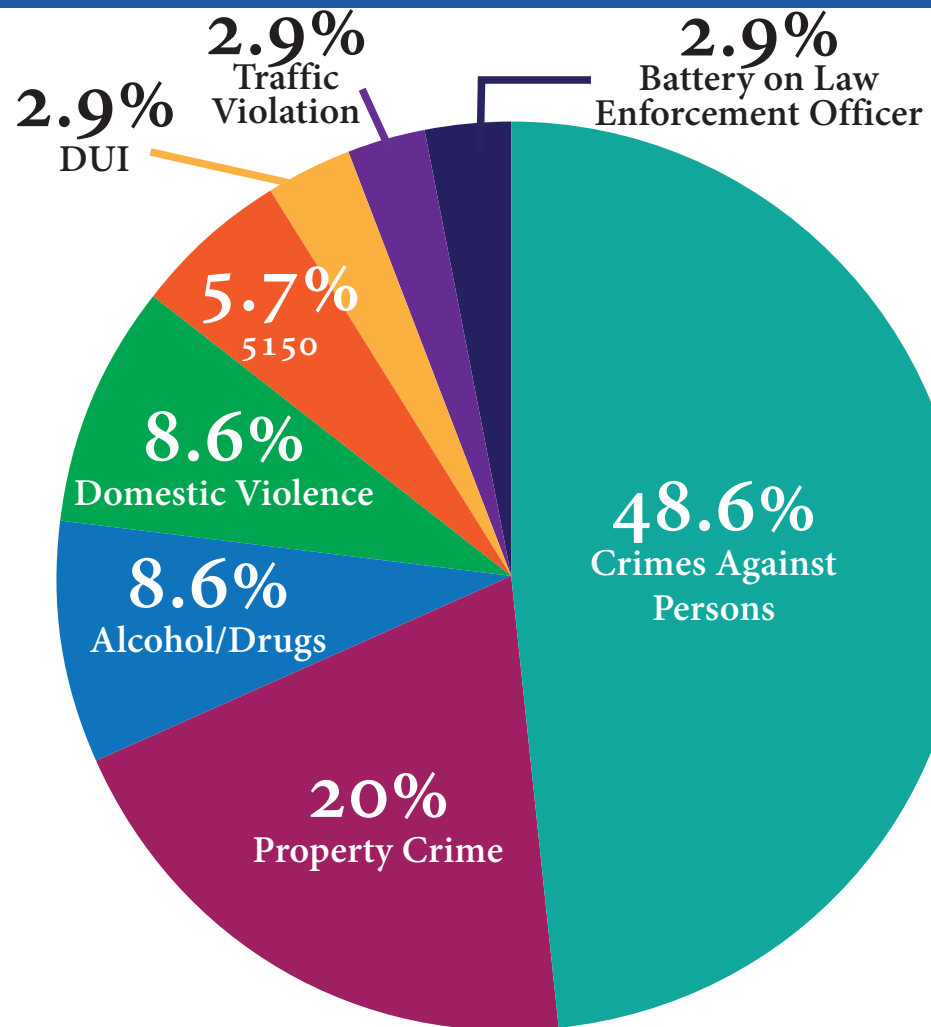




# Calls for Service Where Force Was Used

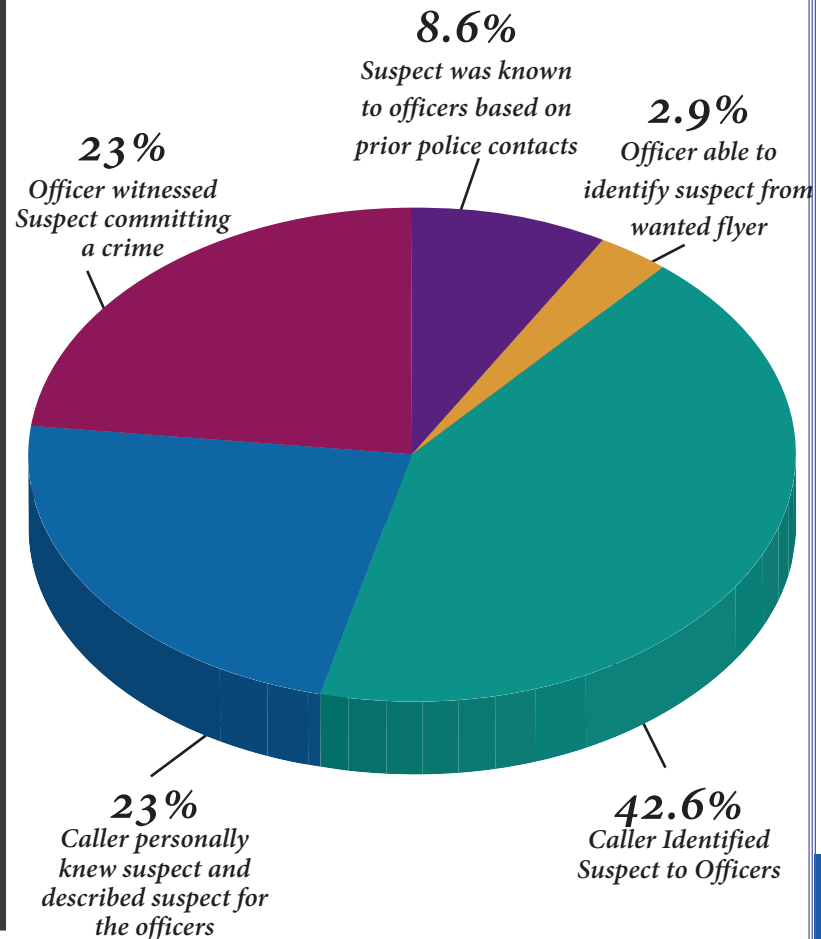
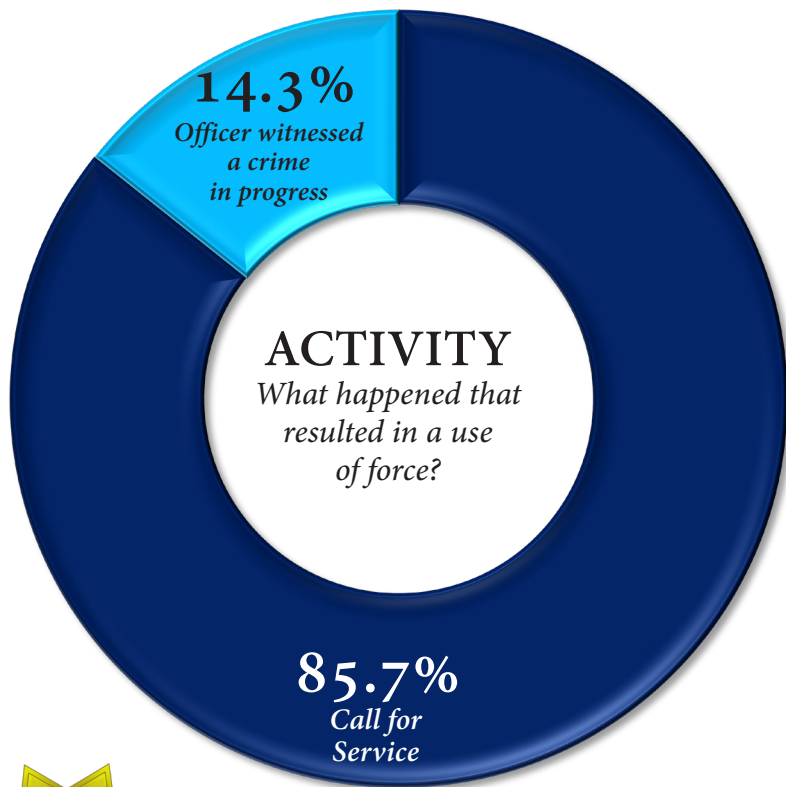
In 2021, the most common type of calls for service resulting in the use of force are as follows:

1. Crimes Against Persons	17
2. Property Crime	7
3. Alcohol/Drug related incidents	3
4. DUI	1
5. 5150	2
6. Domestic Violence	3
7. Traffic Violation	1
8. Battery on Law Enforcement Officer	1

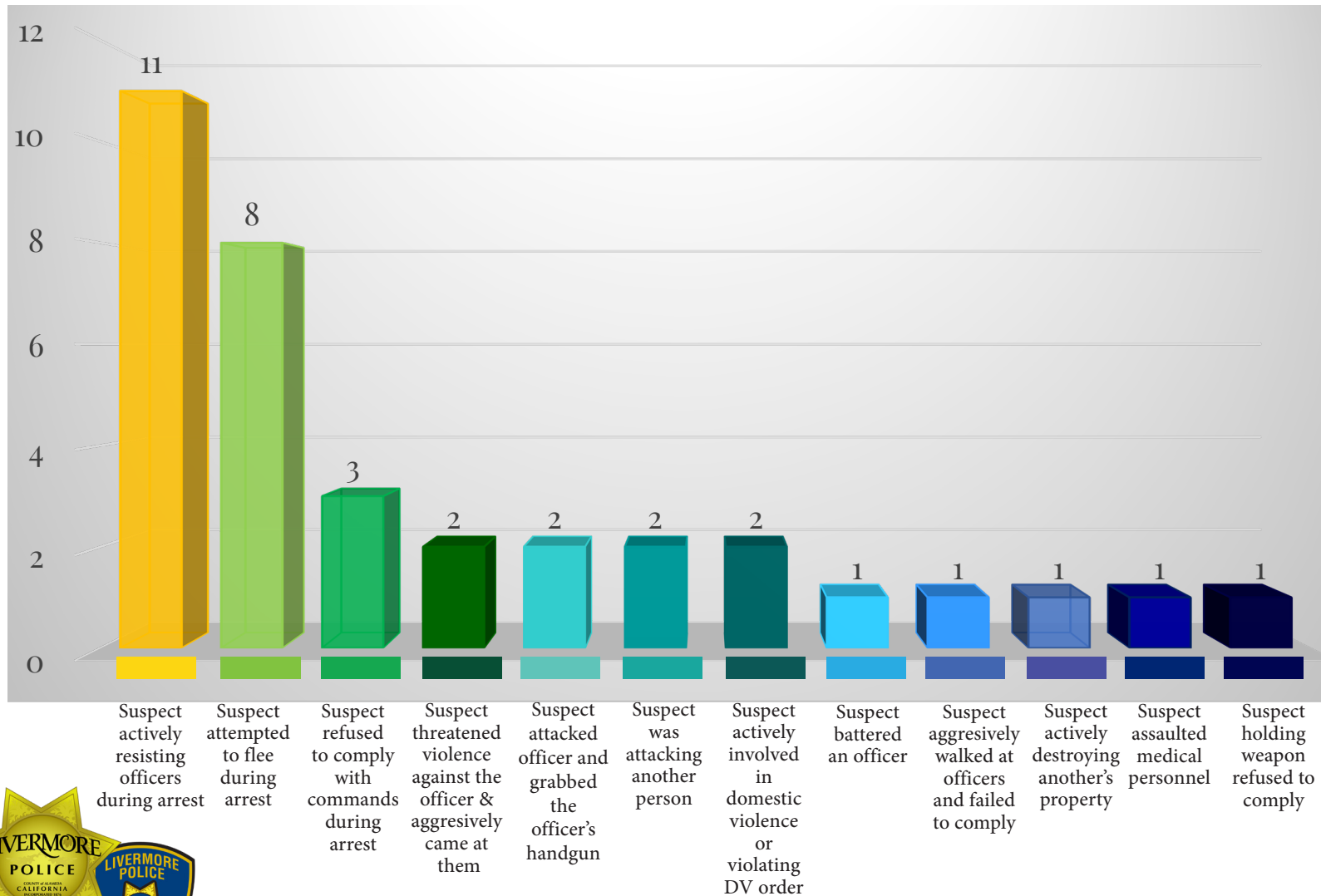


# Calls for Service Where Force Was Used

## ACTIVITY & SUSPECT IDENTIFICATION

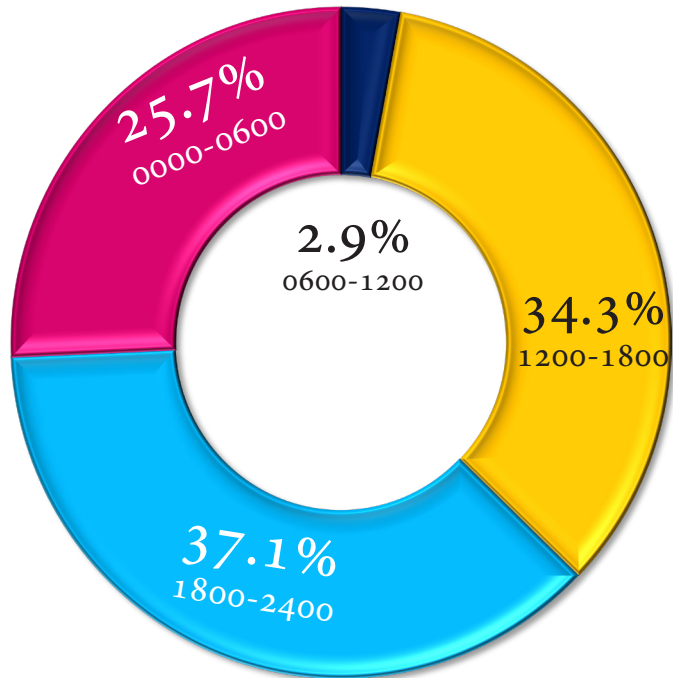


# Suspect Actions Prior to Use of Force



# Use of Force by Time

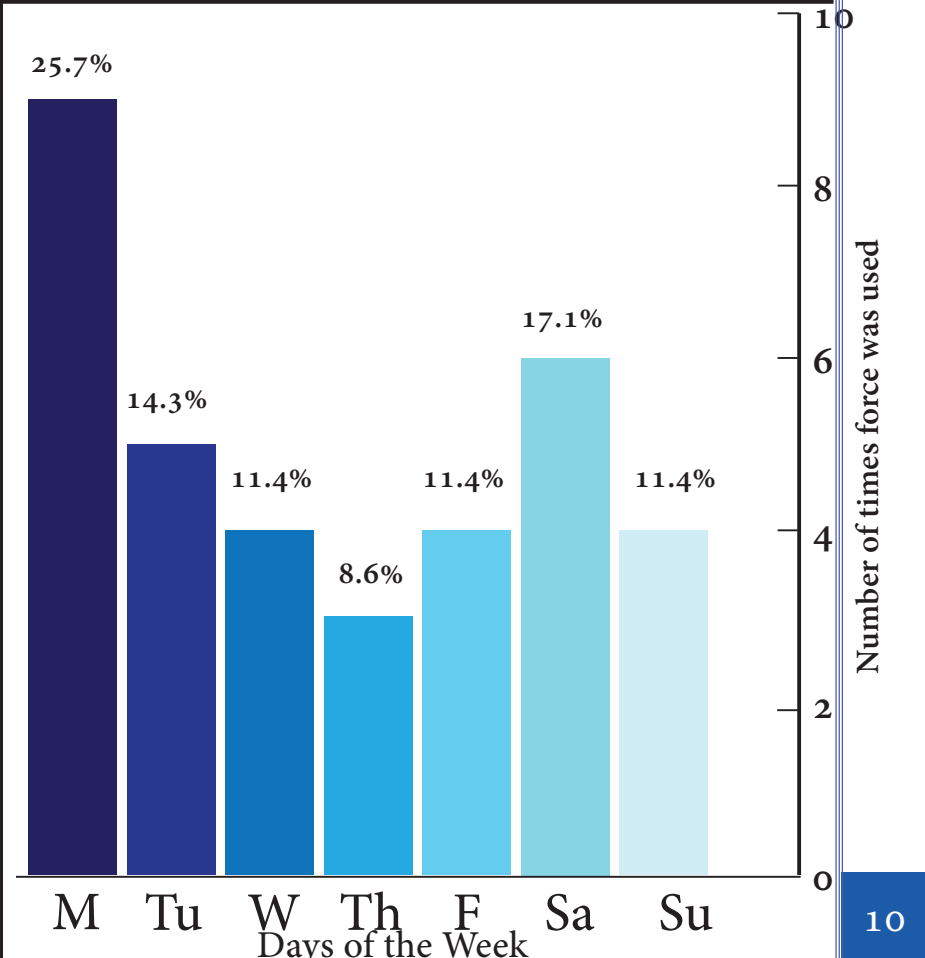
## TIME OF DAY



The most frequent hours when a use of force incident occurred are as follows:

- 1801-2400 hours, with 13 incidents.
- 1201-1800, with 12 incidents.
- 0001-0600, with 9 incidents
- 0601-1200, with 1 incidents

## DAY OF THE WEEK

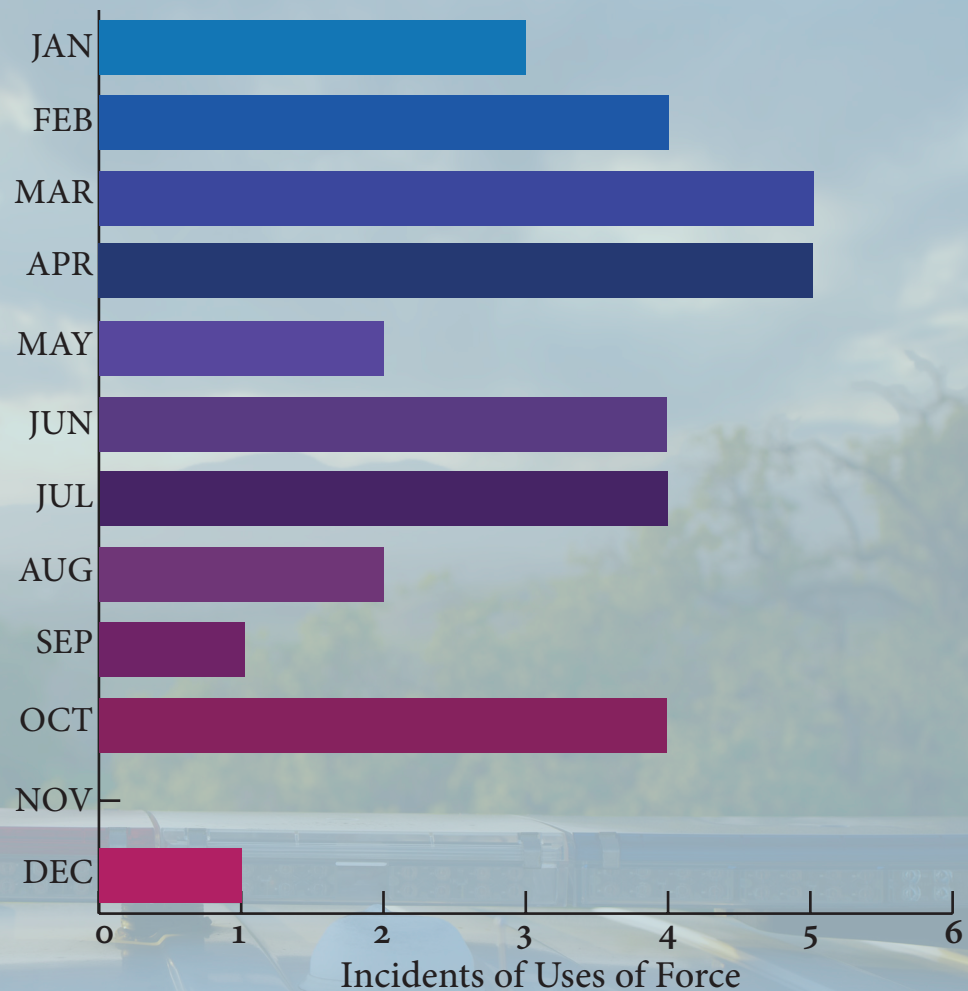


# Use of Force by Time: Month

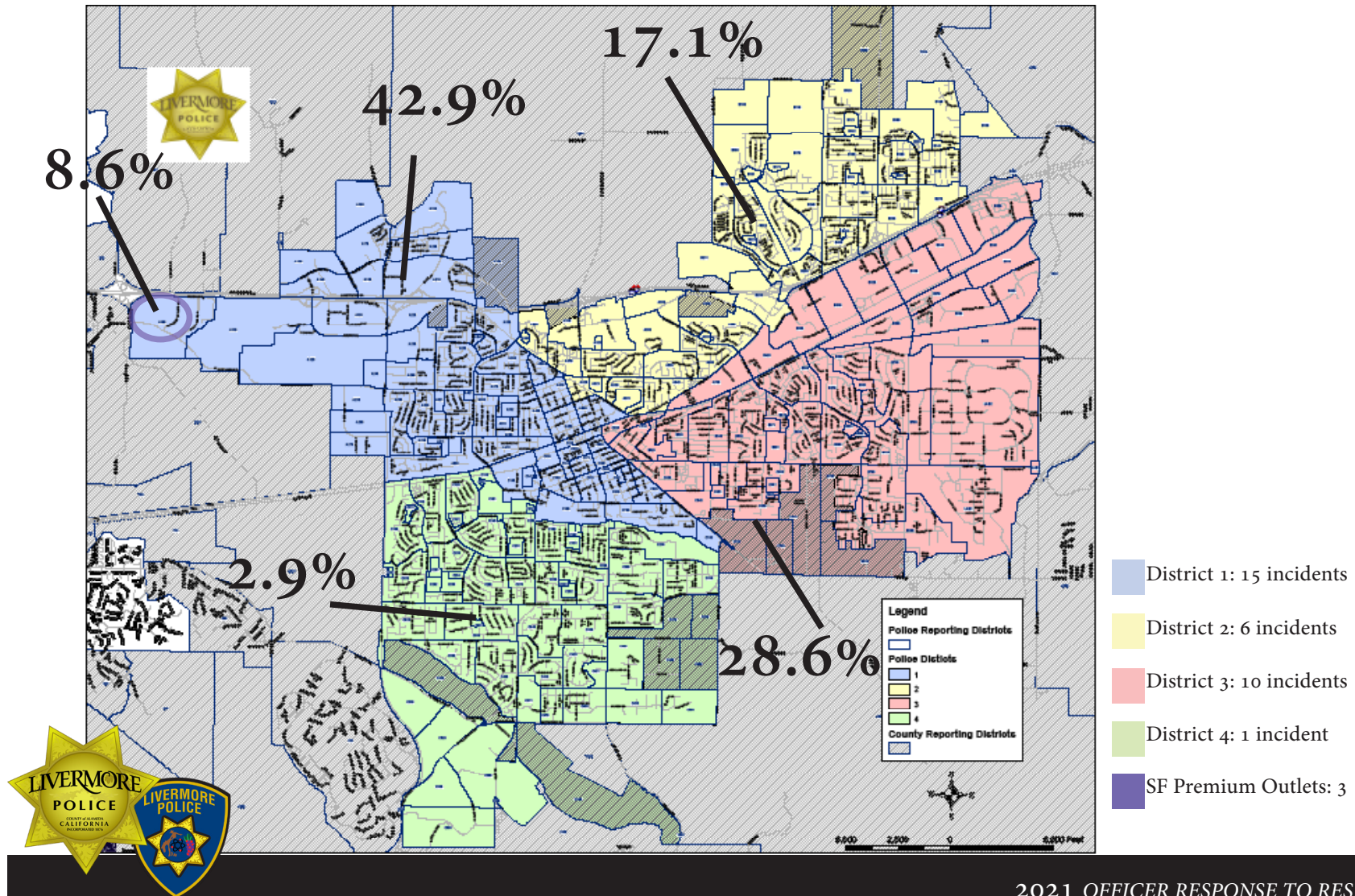
The use of force data was analyzed according to month to determine which month the highest frequency of force applications occurred.

In 2021, the months with the most use of force incidents were March and April with a total of 28.6% of the total use of force incidents.

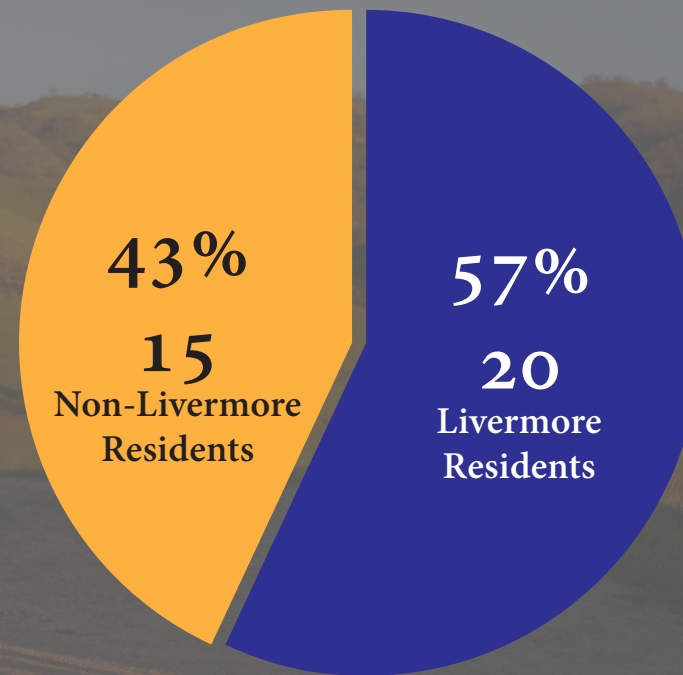
The month with the least uses of force was November with zero incidents.



# Use of Force Incidents by Area



# Use of Force Incidents by Area: Residency



# DEMOGRAPHICS

## Race & Age

The data was analyzed to determine the use of force incidents according to the suspect's race.

In 2021, the records indicate the following:

White suspects: 16 incidents

12 related to calls for service

4 related to officer on-viewing a crime

Hispanic suspects: 13 incidents

12 related to calls for service

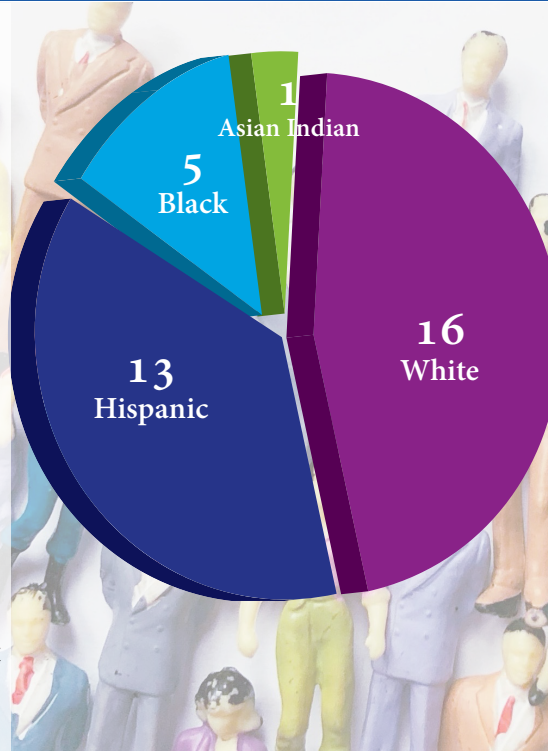
1 related to officer on-viewing a crime

Black suspects: 5 incidents

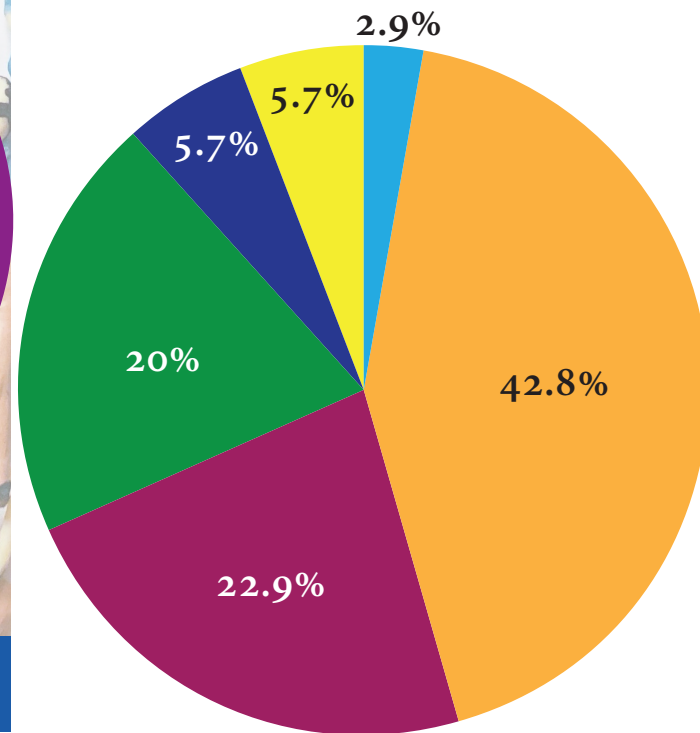
All were related to calls for service

Asian Indian suspects: 1 incident


This was related to a call for service



## Use of Force by Age



## Use of Force by Race

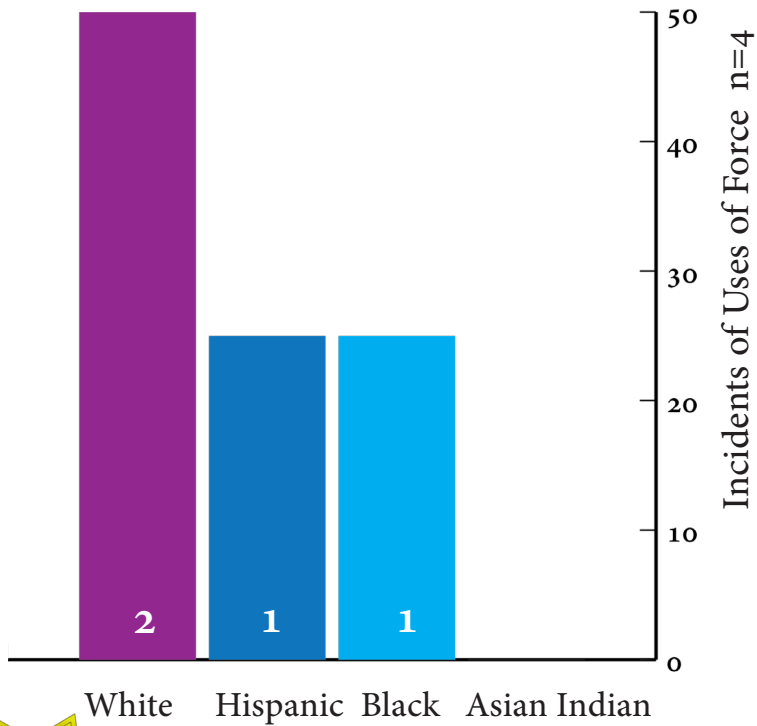




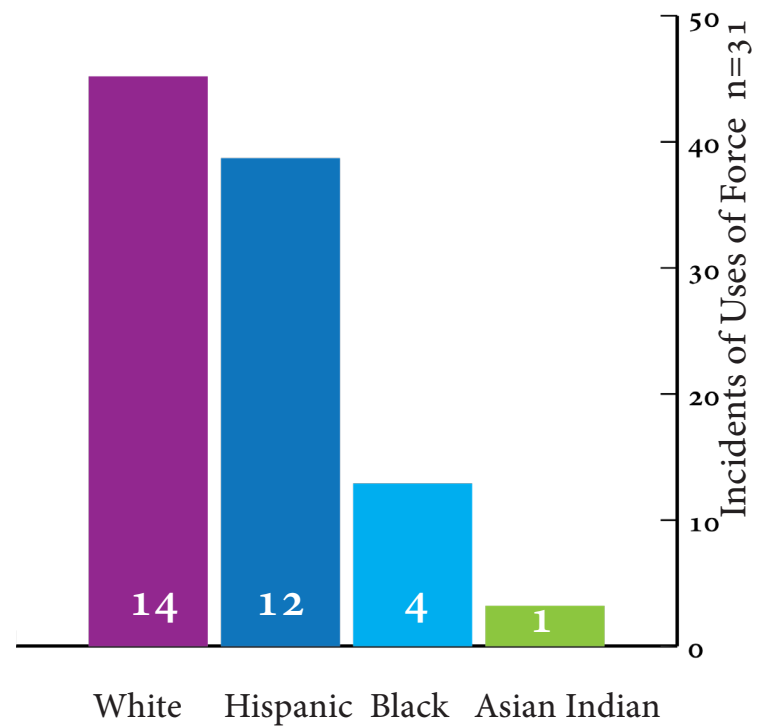
# DEMOGRAPHICS

## Sex & Race

### Use of Force by Sex - Female Suspects

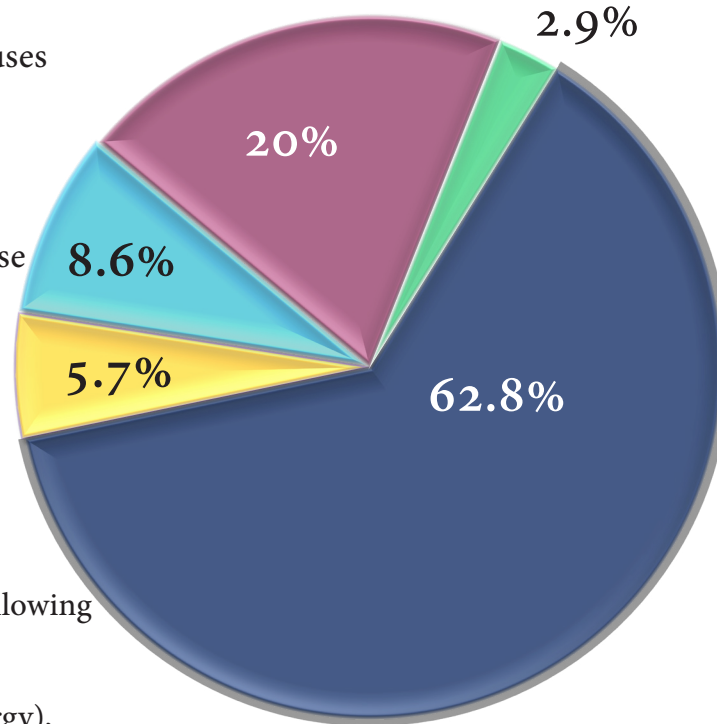


### Use of Force by Sex - Male Suspects



# Use of Force Types

- Take Down - 22 uses
- Personal Body Strikes - 2 uses
- Taser - 3 uses
- Control Hold - 7 uses
- Chemical Agent -OC - 1 use



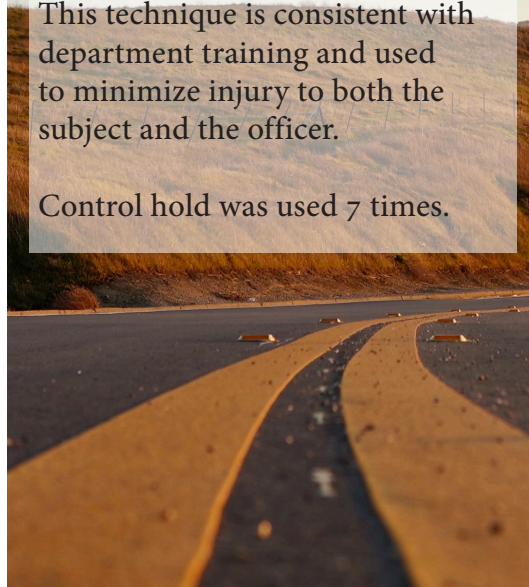
- ★ There were no uses of the following types of force in 2021:
- Baton
  - Less Lethal (Kinetic Energy),
  - K9
  - Firearm

In 2021, the most frequent type of force used was the takedown.

**22**  
times **62.8%**

Takedown techniques are used to unbalance a subject to bring him/her down to the ground. This technique is consistent with department training and used to minimize injury to both the subject and the officer.

Control hold was used 7 times.

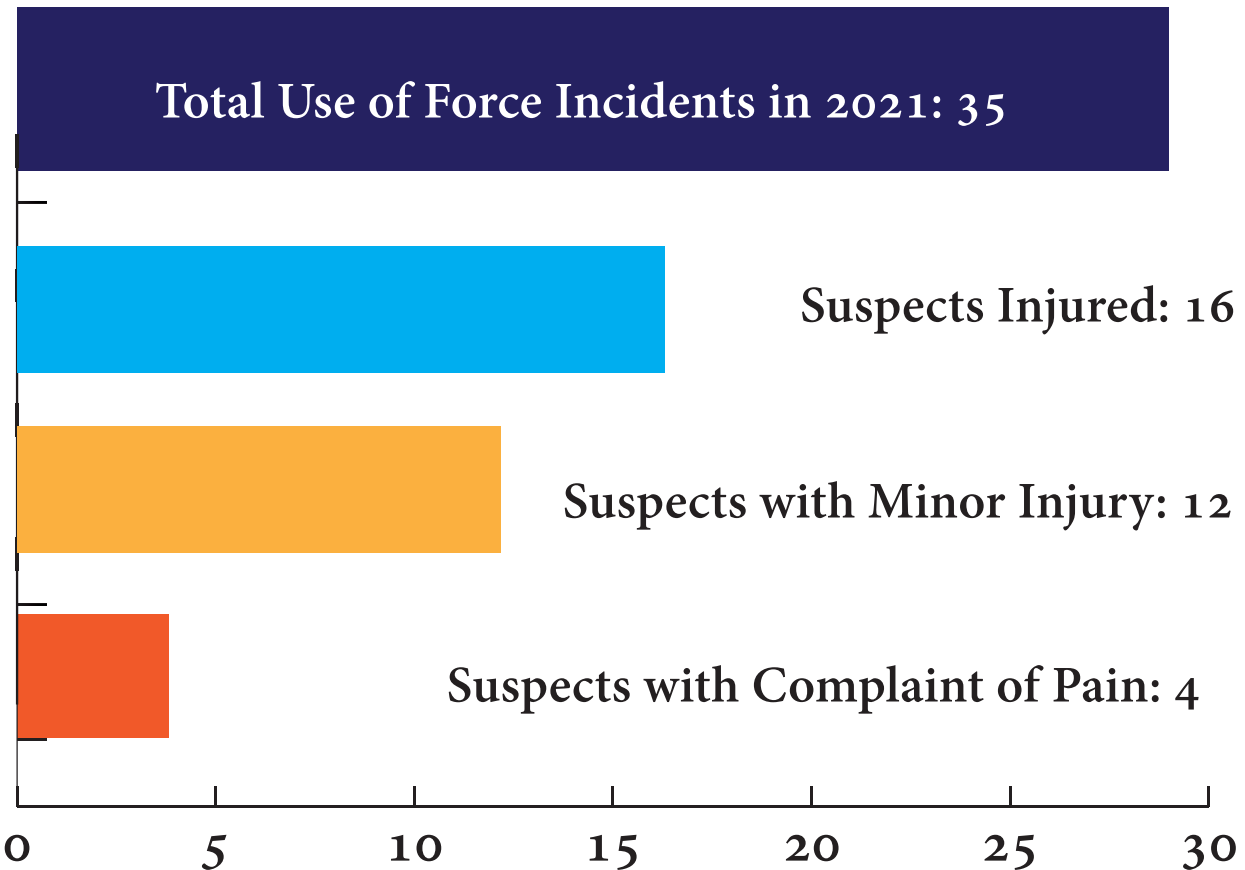


*Each type of force was counted and is reflected in this chart. The chart shows only the most significant force option used in each use of force incident.*

# 2021 Injuries: Suspects

Each use of force was analyzed to determine the number of times officers and suspects were injured and the number of times suspects were transported to a hospital for medical clearance.

In 2021, 16 suspects were reported to be injured during a use of force incident. Each use of force was analyzed to determine the types of injuries sustained by the suspects after force was used.

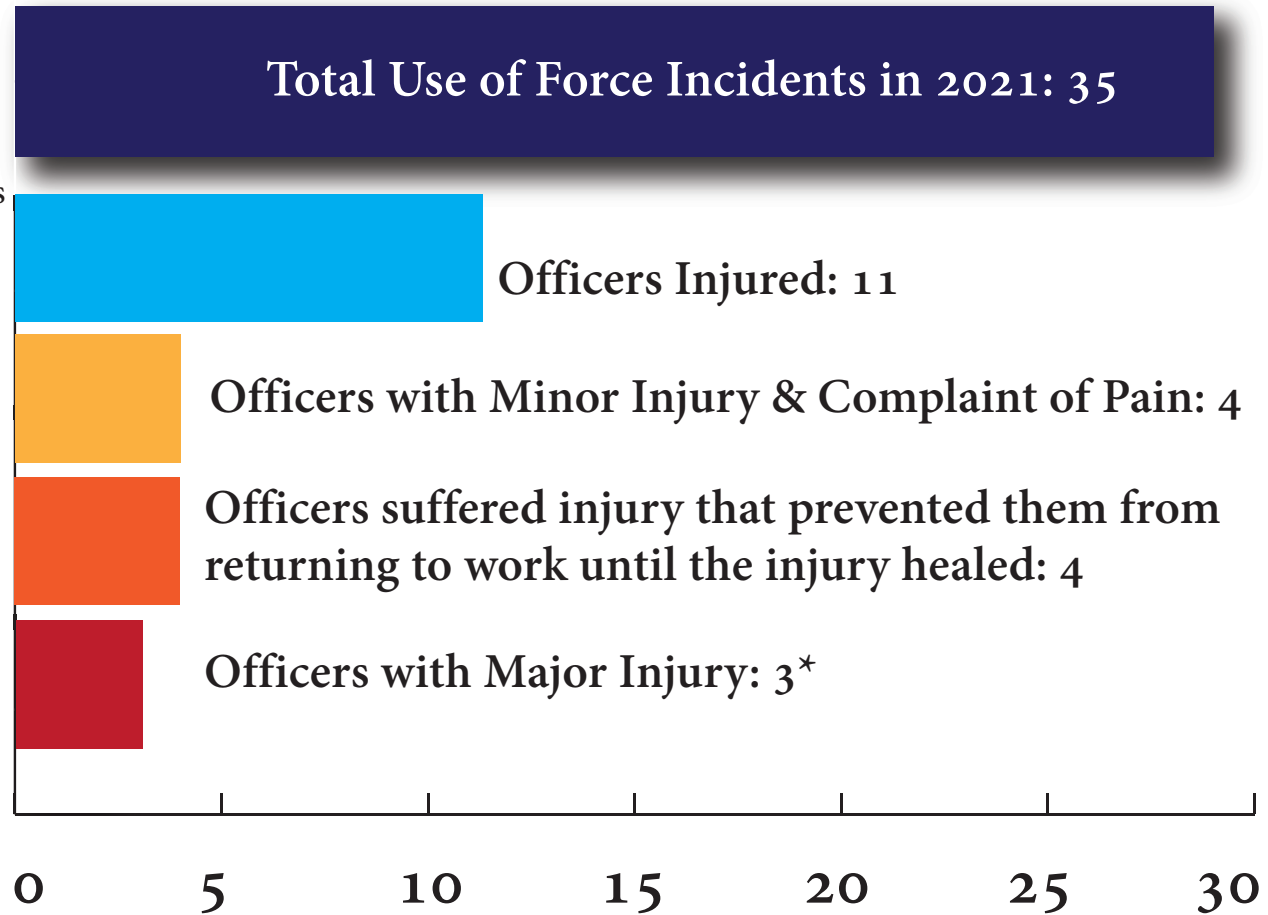


*In each of the incidents reported, the officers offered either medical evaluations, which were denied by the suspect, or received medical clearance from medical professionals.*



# 2021 Injuries: Officers

In 2021, 6 officers were injured during use of force incidents. The officer injuries consisted of complaint of pain, and minor injuries that included abrasions, lacerations, and muscular pain.



\* 2 out of the 3 officers with major injuries have not yet returned to full-duty status as a result of the injury(ies)

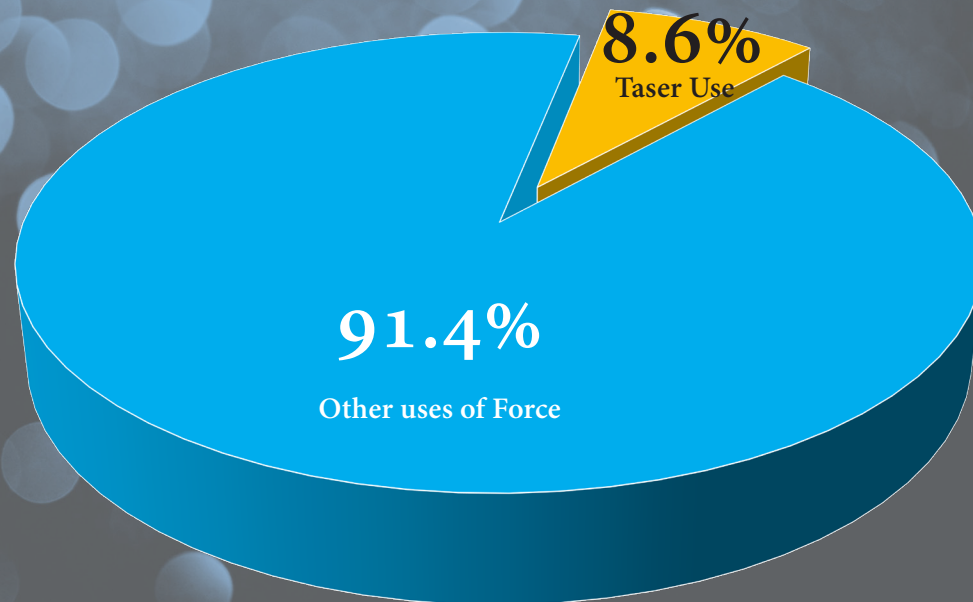


# 2021 Taser Use & Injuries

In 2021, Tasers were deployed 3 times during use of force incidents. Each application only one cycle was used. Officers reported the Taser responding satisfactorily and effectively during two (2) of the three (3) incidents.

In each of the three Taser deployments in 2021, subjects reported receiving an injury. A review of these injuries determined the injuries were caused by the Taser barbs penetrating the skin. All suspects involved in the Taser incidents received medical treatment at the local hospital and clearance for incarceration.

**Total Uses of Force  
in 2021: 35**



# CONCLUSIONS

## IN COMPARING THE DATA IN THIS REPORT TO THE LIVERMORE POLICE DEPARTMENT POLICY REGARDING USE OF FORCE:

In 2021, the overall use of force incidents increased by 20% from 2020.

Based on the data, officers are using reasonable force as required, as demonstrated by the frequency of various force options used, and comparisons to arrest and total calls for service data.

When compared to all police contacts, force was used 0.06% of the time.

In 2021, all use of force incidents were determined to be within policy. Supervisors identified training points in 11 out of the 35 use of force incidents.

In 2021, all officers had their body worn camera activated except for one officer. The supervisor in this incident counseled the officer noting the officer had ample time to activate their body worn camera prior to contact with the suspect.

The use of force reports indicate officers are utilizing tactical communications and de-escalation when appropriate. Officers are demonstrating they are using multiple officers' tactics and applying lower levels of force to control the situation.

Supervisors continue to complete a comprehensive review of each use of force which is attached to the Use of Force Review in Blue Team and submitted to the Operations Division Captain via chain of command.

**THERE WERE NO INCIDENTS IN 2021 WHERE OFFICERS DID NOT REPORT A USE OF FORCE INCIDENT.**

